

Exporting References from OVID Databases to EndNote

1. Conduct your search

2. Select the references you want to export to EndNote. Click on “Export”

The screenshot displays the OVID search results interface. On the left, the 'Search Information' panel shows the search terms 'hydrotherapy.mp.' and '65 results'. The main results area lists two items, each with a checkbox for selection. The first item is 'Reinventions of a spa town: the unique case of Vichy.' by Gordon, B. M., from the *Journal of Tourism History*. The second item is 'Indicators of microbial drinking and recreational water quality.' by Staradumskyte, D. and Paulauskas, A., from *Biologija*. To the right of each result is a panel with options: 'Abstract Reference', 'Complete Reference', 'Find Similar', and 'Find Citing Articles'. At the top of the results area, there is a toolbar with buttons for 'Print', 'Email', 'Export' (highlighted with a red box), 'Add to My Projects', and 'Keep Selected'. Below the toolbar, there are options to 'Clear Selected', 'View: Title | Citation | Abstract', '10 Per Page', and a 'GO >' button. The bottom of the interface shows a 'Filter By' section and an 'Add to Search History' button.

Results Tools Options

Search Information

You searched:
hydrotherapy.mp.
[mp=abstract, title, original title, broad terms, heading words]
- Search terms used:
hydrotherapy

Search Returned:
65 results

Sort By:
-

Customize Display

Filter By

Add to Search History

+ Selected Only (2)

1. ☒ Reinventions of a spa town: the unique case of Vichy.
Gordon, B. M.
Journal of Tourism History; 2012. 4: 1, 35-55.
[Journal article. Conference paper]
View Abstract

2. ☒ Indicators of microbial drinking and recreational water quality.
Staradumskyte, D. Paulauskas, A.
Biologija; 2012. 58: 1, 7-13. 12 ref.
[Journal article]
View Abstract

Abstract Reference
Complete Reference
Find Similar
Find Citing Articles

Library Holdings
Internet Resources
FIND

Export

Add to My Projects

Keep Selected

Clear Selected

View: Title | Citation | Abstract

10 Per Page

GO >

Next >

3. Select **Export to EndNote** and select fields to display. Click on “Export Citation”

Selected Results: 1-2

▼ Select Fields to Display

- ☒ Citation (Title, Author, Source)
- ☐ Citation + Abstract
- ☐ Citation + Abstract + Subject Headings
- ☐ Complete Reference
- ☐ Custom Fields

▼ Select Citation Style

Ovid Citation ▼


▼ Include

- ☐ Link to External Resolver
- ☒ Include URL
- ☐ Search History

4. Firefox users will need to select the “Open With” option and then select “EndNote” from the dropdown box. Click on “OK”

Opening citation.doc

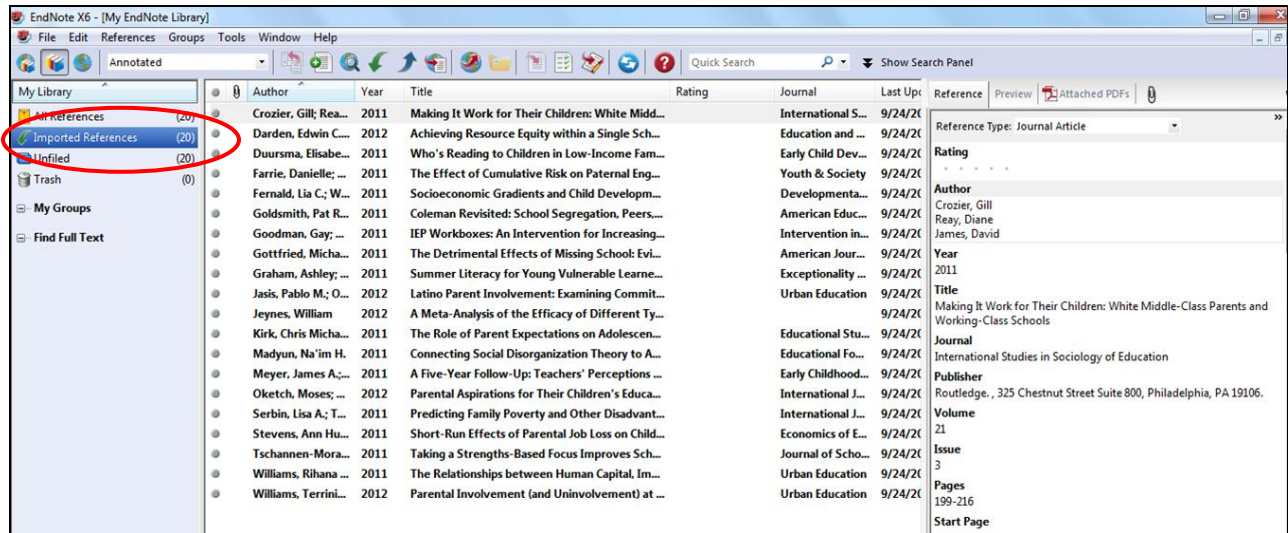
You have chosen to open:

 **citation.doc**
which is a: Microsoft Office Word 97 - 2003 Document
from: <http://ovidsp.tx.ovid.com.ezproxylocal.library.nova.edu>

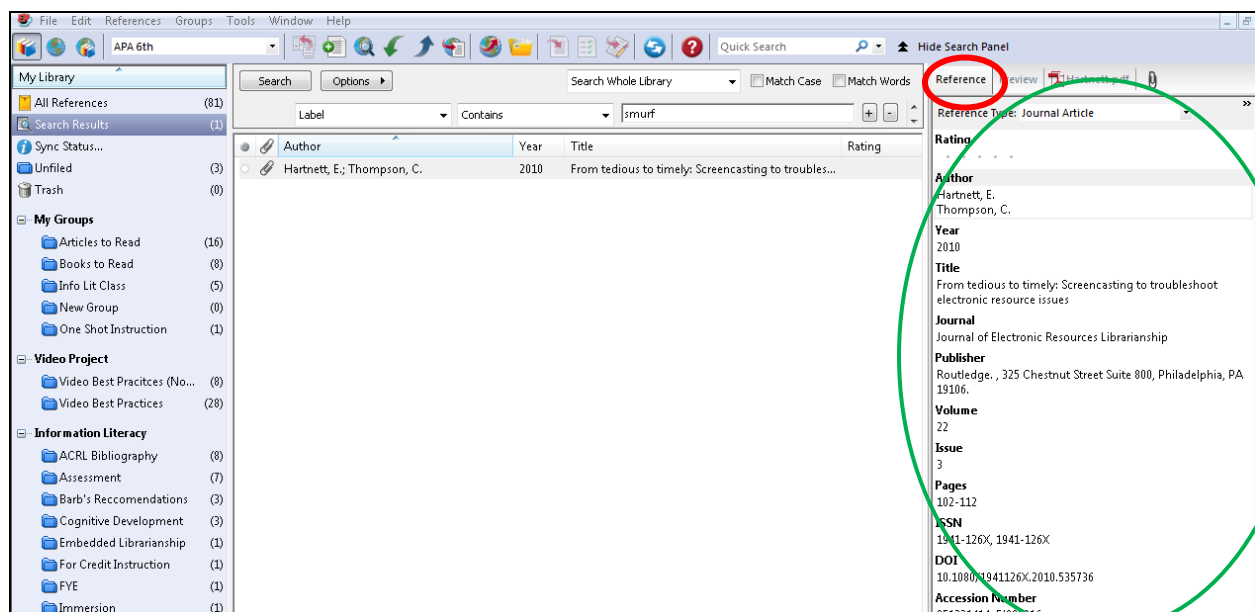
What should Firefox do with this file?

- ☒ Open with EndNote X6.0.1 (Bld 6599) ▼
- ☐ Save File
- ☐ Do this automatically for files like this from now on.

5. EndNote will open automatically with the selected references. New citations will appear in the “Imported” and “All References” sections of your Endnote library.



6. Choose each reference, click on the reference tab, and review the information to make sure it is correct.



Choose the correct
reference type

If you are using APA
style, the title of journal
articles should be in
sentence case

Add a DOI number if
needed

Reference Type: Journal Article
Rating * * * * *
Author Hartnett, E. Thompson, C.
Year 2010
Title From tedious to timely: Screencasting to troubleshoot electronic resource issues
Journal Journal of Electronic Resources Librarianship
Publisher Routledge, , 325 Chestnut Street Suite 800, Philadelphia, PA 19106.
Volume 22
Issue 3
Pages 102-112
ISSN 1941-126X, 1941-126X
DOI 10.1080/1941126X.2010.535736